





Date -

**Registration Form**

Reg. No -


- \* Patient Full Name ..... BIO SHARDA .....
- \* Patient's Date of Birth 18<sup>th</sup> July 2022 ..... Age 10 days ✓
- \* Patient's Gender ..... MALE .....
- \* Patient's Guardian Name ..... MR. SACHIN KUMAR .....
- \* Relation With Child ..... FATHER .....
- \* Permanent Address ..... D-230, D-BLOCK, J.J. COLONY  
OLD SEEMA PURI .....
- Dist. JHARKHAND ..... Pin Code 10095 ..... State DELHI .....
- \* Contact Number +91- ..... ; +91- .....
- \* Patient's Family Background ..... SALES MAN AT CLOTH STORE .....
- \* Parent / Guardian Proof AADHAAR ..... Id No. ....
- \* Hospital Name (where patient admitted) PERFECT TYAGI HOSPITAL .....
- \* Name of Department ..... NEW BORN NURSERY, ICU .....
- \* Disease (patient suffering from) ..... BRAIN INFECTION .....
- \* Doctor's Name (who treated the patient) Dr. NIRUPAMA TYAGI .....
- \* OPD Reg. No. 397992 ..... Date 28 July 2022 .....
- \* Approximate Treatment Cost ₹ 50,000/- .....

Sachin Kumar  
(Parent / Guardian signature OR LTI)

\* Registration No. (records in NGO) MH0096/2022 ..... (Only Office Use)







# PERFECT TYAGI HOSPITAL

78-A, Dilshad Garden (Opp. IHBAS, Near Telephone Exchange)

011-22589001, +91-9015119000

perfecttyagihospital@gmail.com

## IPD Bill

UHID No. : 2022/00600  
Patient Name : Baby. B/O SHARDHA C/O MISSION HOPP  
Age : 28 Days  
Gender : Male  
Mobile : 7683069721  
S/O W/O D/O : SACHIN KUMAR  
Patient Address : OLD SEEMA PURI

Bill No. : 2022/6409  
IPD No. : 2022/0575  
Consultant : Dr. Nirupama Tyagi  
Specialization : PEDIATRICS  
Admission Date : 27/07/2022 02:45 AM  
Discharge Date : 17/08/2022 12:00 PM  
Panel Type :  
Panel Name :  
Policy No. :

S.No.	Particulars	Qty.	Rate	Amount
1	Registration Charges	1		
2	Room Charges	1	100.00	100.00
3	Room Charges	4	3,300.00	13,200.00
4	RMO Charges	18	3,500.00	63,000.00
5	RMO Charges	4	350.00	1,400.00
6	Nursing Charges	18	400.00	7,200.00
7	Nursing Charges	4	350.00	1,400.00
8	C PAP	18	400.00	7,200.00
9	Investigations	3	2,000.00	6,000.00
10	DOCTOR NURSERY VISIT	1	5,660.00	5,660.00
11	Doctor Visit	34	700.00	23,800.00
12	Multipara Monitor	8	600.00	4,800.00
13	Oxygen	17	300.00	5,100.00
14	RBS	3	2,000.00	6,000.00
15	Syringe Pump	54	50.00	2,700.00
16	X-Ray	17	300.00	5,100.00
		1	1,000.00	1,000.00

27/07/2022 - IPDA6684 - 5000,  
28/07/2022 - IPDA6717 - 10000,  
29/07/2022 - IPDA6743 - 10000,  
31/07/2022 - IPDA6744 - 10000,  
03/08/2022 - IPDA6745 - 10000,  
06/08/2022 - IPDA6746 - 10000,  
17/08/2022 - IPDA6747 - 8000,  
17/08/2022 - IPDAD-2022/0575 - 550  
00

Total Amount :	153,660.00
Advance Amount :	63,000.00
Discount :	35,660.00
Recieved :	55,000.00
Refund :	0.00
Balance :	0.00

PERFECT TYAGI HOSPITAL  
78-A, DILSHAD GARDEN, DELHI-05  
DAYS/NH/1305

26/7/12  
II 3/12

CASE SUMMARY

Bo Sharda 8d/M Admitted @

Abnormal Body movement : 1 day  
↓ Sucking : 3-4 days  
Yellowish discoloration of skin : 5 days

PT/NVD/CIAB/SGA/LRHO/Primi mother / Asymptomatic hypoglycemia at 2nd day

Discharged on 3rd day. 2.2 kg (Bwt) → 1.4 kg (at Admission)

Day 1 → 3 Bales given  
↓ Abnormal Body movement  
↓ Poor ↓ Activity ↓ Sucking

- i) O<sub>2</sub> by HHFNC
- ii) Dig 0.5 mg in 10 ml
- iii) Dig 0.5 mg in 30 mg of
- iv) i.v. fluid 100 ml



Started antibiotics: Penicillin + Phenytoin + Phenybarbitone  
Primi mother  
FiO<sub>2</sub> = 40%

HHHFNC

O<sub>2</sub> by NP

Started on feed → EBM (2.6/3mlly)  
~~O<sub>2</sub> by NP~~

Day 2

on 26/7/12 Baby not maintaining saturation  
on O<sub>2</sub> by NP  
↓  
Shifted to HHFNC  
FiO<sub>2</sub> - 50%  
P<sub>ins</sub> - 6/10 mm

*[Signature]*  
Dr. H. H. H.

28/7/22

CRP = Neg.

Hb = 16.3

TLL = 6400

PH =  $8.4 \times 10^3$

CF  $\frac{R}{m}$

Protein = 66

Sugar = 15

N<sub>A</sub> = 145

k<sub>t</sub> = 4.7

i<sub>0</sub> = 8.2

CRP = Neg

25/7/22

Hb = 15.5

TLL = 8100

PH =  $6.8 \times 10^3$

154

240

3204

24/7/22

Urea = 19

Crat = 0.158

Se

N<sub>A</sub> = 133.9

k<sub>t</sub> = 4.176

i<sub>0</sub> = 11.2

i<sub>0</sub> = 1.127

27/7/2022

1:37 am

time of shipping

GC = 2.12

HR = 130/min

Sp<sub>2</sub> = 97%

k<sub>L</sub> = 48/min

CITIA = ↓

ERT case

45 year old.

D  
Johnin

MISSION HOPP  
NOT FOR OFFICIAL PURPOSES  
We have cross this document to  
prevent from misuse  
ALL RIGHT RESERVED

28/7/22

CRP = Neg.

Hb = 16.3

TLL = 6400  $\begin{matrix} -153 \\ -44 \end{matrix}$

~~PH~~ PH =  $84 \times 10^3$

CF  $\begin{matrix} \nearrow \\ \ominus \\ \searrow \end{matrix}$  M

Protein = 44

Sugar = 15

Na = 145

Kt = 4.4

ila = 8.2

CRP = Neg

25/7/22

Hb = 15.5

TLL = 8100  $\begin{matrix} -154 \\ -40 \end{matrix}$

PH =  $68 \times 10^3$

24/7/22

Wna = 19

Urea = 0.56

Se

Na = 133.9

Kt = 4.176

U = 112

ila = 1.127

MISSION HOPP  
NOT FOR OFFICIAL PURPOSES  
We have cross this Document to  
prevent from misuse  
ALL RIGHT RESERVED



refusal  
feed } 1 day  
lethargy

PT INVD/CXRB/SNA (LOW) Prim / Asymptomatic  
mother HYPOTENSION at 2<sup>nd</sup> day

D<sub>3</sub>04 → No brief period of respiratory distress  
↓  
w/hr feed

D<sub>4</sub>04 → Baby pink AF 200 Bulging 20 some  
athletic Keenly slightly improved  
RES → 102g/dL  
32 min No retractions  
No lung sounds

**NOT FOR OFFICIAL PURPOSES**  
We have cross this document to prevent from misuse

feed → ??

feeding follow up  
200-250 cc  
EBM - 10ml 4-5 times/d  
Adv. EBM + top feed (as in when needed)  
preparation of top feed  
correct  
measured  
no oxygen saturation  
cap provided 2-3 x 1 month  
for saturation stop 2 milk

Adv:-

- ① O<sub>2</sub> by NP
- ② by cefotaxime 100mg QID
- ③ by Amikacin 30mg QD
- ④ IVF ISOF 8-100/hr
- ⑤ D11 feeds 10ml 2/hly

1/22  
 P<sub>0</sub> = A  
 adm  
 Wt → 20 g  
 TLC → 5.0  
 TCC → 4900  
 ALP → 200 U/L  
 Wt 60  
 Ht 181

not refusal to feed }  
 lethargy } 1 day

X/0/02  
 RM 102 g/dl

T/NVD/LIAB/SUTA/LRW/Primo / Asymptomatic  
 mother Hypoglycemia at 2<sup>nd</sup> day  
 2 kg  
 Discharged on 2<sup>nd</sup> day  
 2.1 → 1.4 kg Toxic 44 Activity & lethargy Hypoglycemia

Ht → 16.5  
 TLC → 6400  
 TCC → 13440/L  
 PII → 24 X10<sup>3</sup>  
 Hct → 46.71  
 RBC → 9.21  
 MCH → 51.3  
 MCHC → 38.6  
 MCV → 30.0

Day 1 → 3 Bolus

started on Antibiotics  
 Dehydration correction  
 Hemodynamically stable  
 LP → RBS → 7.9

St. H. ...  
 kept & monitor

P → 4.4 /  
 S → 15 / +3  
 Cytology → Yellowish tinge -  
 No nucleated cells  
 Many RBCs

RBS → 11.7 9:00 am  
 RBS → 11.0 3:00 pm

RD → Nose blocked & yellowish discharge  
 L. HHHENC - repeatedly  
 off HHHENC - 0<sub>2</sub> at 16/m

D<sub>2</sub> started on feed → EBM  
 ↓  
 2 feeds w/ thing given  
 ↓  
 Ht mother up not enough milk



# Dr. AGARWAL'S PATHOLOGY LAB

Lab Equipped with fully automatic Haematology Cell Counter BC-3600  
Biochemistry Analyser, Misa Ace, R.A. 50, Erbachem-7, Electrolyte Analyser, Mispaclog etc.

108-A, Pocket-I, Dilshad Garden, Delhi-95 | Email ID : dragplabb38@gmail.com  
Ph.: 011-45084619, 011-22572085 | 9871463492 | 9910260923

ISO 9001-2015 CERTIFIED



ISO

10002:2018

Date 27/07/2022 Sri.No. 1  
Name B/O SHARDA Age 6 Day Sex M  
Refd.By. PERFECT TYAGI HOSP. Sampling done at PERFECT TYAGI HOSP.

Test Name	Value	Unit	Normal Value
<b>KIDNEY FUNCTION TEST (RFT)</b>			
BLOOD UREA	15.00	mg/dl	15.0 - 38.0
SERUM CREATININE	0.48	mg%	0.7 - 1.3
SERUM URIC ACID	3.06	mg%	3.5 - 7.2
TOTAL PROTEIN	7.35	gm/dl	6.2 - 8.0
ALBUMIN	4.10	gm/dl	3.4 - 4.8
GLOBULIN	3.25	gm/dl	2.3 - 3.5
A/G RATIO	1.26		0.9 - 2.0
ALKALINE PHOSPHATASE	70.50	U/L	53 - 369
POTASSIUM	5.67	mmol/L	3.42 - 4.50
SODIUM	140	mmol/L	134.0 - 146.0
<b>LIVER FUNCTION TEST (LFT)</b>			
BILIRUBIN TOTAL	5.35	mg/dl	0.00 - 1.2
CONJUGATED (D. Bilirubin)	1.32	mg/dl	0.00 - 0.4
UNCONJUGATED (LD. Bilirubin)	4.03	mg/dl	0.00 - 1.0
TOTAL PROTEIN	7.35	gm/dl	6.2 - 8.0
ALBUMIN	4.50	gm/dl	3.4 - 4.8
GLOBULIN	3.25	gm/dl	2.3 - 3.5
A/G RATIO	1.26		0.9 - 2.0
SGOT	303.40	IU/L	0 - 46
SGPT	250.2	IU/L	5.0 - 45.0
ALKALINE PHOSPHATASE	70.50	U/L	53 - 369

Lab Technician

Dr. Sunita Agarwal  
MBBS, MD, (Path)

Facilities : All Hormones, Complete body Profile, FNAC, PAP, Smear, Biopsy etc. Haematology, Microbiology, Serology, Immunology, Endocrinology, Etc. All result must be correlated clinicopathologically, if any discrepancy, contact the lab immediately.  
Branch : Didwania Clinic, E-18, Khajoori Khas, Main Karawal Nagar Road, Delhi-110094 | Ph.: 9810758012  
It is presumed that the test performed on the specimen belong to the patient named or identified



WITH EXTERNAL & INTERNAL QUALITY CONTROL

**COMPLETE HEALTH CHECKUP**

NOT VALID FOR MEDICO LEGAL PURPOSE



# Dr. AGARWAL'S PATHOLOGY LAB

Lab Equipped with fully automatic Haematology Cell Counter BC-3600  
Biochemistry Analyser, Mispa Ace, R.A. 50, Erbachem-7, Electrolyte Analyser, Mispaclog etc.

108-A, Pocket-I, Dilshad Garden, Delhi-95 | Email ID : dragplabb38@gmail.com  
Ph.: 011-45084619, 011-22572085 | 9871463492 | 9910260923



ISO  
15002:2018

ISO 9001-2015 CERTIFIED

Date	27/07/2022	Srl.No.	1	Sex	M
Name	B/O SHARDA	Age	6 Day	Refd.By.	PERFECT TYAGI HOSP.
Refd.By.	PERFECT TYAGI HOSP.	Sampling done at	PERFECT TYAGI HOSP.		

Test Name	Value	Unit	Normal Value
-----------	-------	------	--------------

## HAEMATOLOGY

### COMPLETE HAEMOGRAM

HAEMOGLOBIN (Hb)	15.9	gm/dl	11.4 - 15.7
TOTAL LEUCOCYTE COUNT (TLC)	8600	/cumm	4000 - 11000

### DIFFERENTIAL LEUCOCYTE COUNT (DLC)

NEUTROPHIL	40	%	40 - 70
LYMPHOCYTE	50	%	20 - 45
EOSINOPHIL	08	%	01 - 06
MONOCYTE	02	%	02 - 10
ESR (WESTGREN'S METHOD)	04	mm/hr	0 - 15
M C V	113.0	fL	80 - 100
M C H	35.2	Picogram	27.0 - 31.0
M C H C	31.1	gm/dl	33 - 37
P C V / HAEMATOCRIT	51.1	%	40 - 54
R B C COUNT	4.52	Lakhs/cumm	3.9 - 6.3
PLATELET COUNT	0.85	Lakhs/cumm	1.50 - 4.00
RDW	74.80	FL	30.0 - 46.0
PDW	13.70	FL	9.4 - 18
MEAN PLATLET VOLUME	11.4	FL	8.1 - 12.4
P-LCR	09.0	%	10.7 - 45

PERIPHERAL SMEAR  
RBC'S are predominantly normocytic and normochromic with fair number of Macrocytes.  
TLC within normal limits. DLC shows reactive lymphocytes.  
Platelets are decreased.  
No haemoparasites seen.

Lab Technician

Dr. Sunita Agarwal  
MBBS, MD, (Path)

Facilities : All Hormones, Complete body Profile, FNAC, PAP, Smear, Biopsy etc. Haematology, Microbiology, Serology, Immunology, Endocrinology, Etc. All result must be correlated clinicopathologically, if any discrepancy, contact the lab immediately.

Branch : Dideania Clinic, E-18, Khajoori Khas, Main Karawal Nagar Road, Delhi-110094 | Ph.: 9810756012



It is presumed that the test performed on the specimen belong to the patient named or identified

## COMPLETE HEALTH CHECKUP

WITH EXTERNAL & INTERNAL QUALITY CONTROL

NOT VALID FOR MEDICO LEGAL PURPOSE

Patient I.I.J.



# Dr. AGARWAL'S PATHOLOGY LAB

Lab Equipped with fully automatic Haematology Cell Counter BC-3600  
Biochemistry Analyser, Mispac Ace, R.A. 50, Erbachem-7, Electrolyte Analyser, Mispaclog etc.

108-A, Pocket-I, Dilshad Garden, Delhi-95 | Email ID : dragplabb38@gmail.com  
Ph.: 011-45084619, 011-22572085 | 9871463492 | 9910260923

ISO 9001-2015 CERTIFIED



Date 27/07/2022      Srl.No. 1      Sex M  
Name B/O SHARDA      Age 6 Day  
Refd.By. PERFECT TYAGI HOSP.      Sampling done at PERFECT TYAGI HOSP.

Test Name	Value	Unit	Normal Value
-----------	-------	------	--------------

## HAEMATOLOGY

"O"

POSITIVE

## BIOCHEMISTRY

BLOOD GROUP ABO  
RH TYPING

IONIZED CALCIUM

Assay performed by Ion Selective Method

PATIENT VALUE - 1.45 mmol/L

Reference Range -1.25-2.50 mmol/L

### Clinical Significance

- Hypercalcemia ( Increased ionized calcium )
  - Increased intestinal absorption
  - Increased mobilization from bone
  - Decreased renal elimination
  - Addison's disease
- Hypocalcemia ( decreased ionized calcium )
  - Decreased intestinal absorption
  - Increased renal elimination
  - Increased deposition of calcium in bones
  - Increased binding to proteins when Ph increases or binding to citrate
- Hypoparathyroidism

Lab Technician

Dr. Sunita Agarwal  
MBBS, MD, (Path)

Facilities : All Hormones, Complete body Profile, FNAC, PAP, Smear, Biopsy etc. Haematology, Microbiology, Serology, Immunology, Endocrinology, Etc. All result must be correlated clinicopathologically, if any discrepancy, contact the lab immediately.  
Branch : Didwania Clinic, E-18, Khajoori Khas, Main Karawal Nagar Road, Delhi-110094 | Ph : 9810758012



It is presumed that the test performed on the specimen belong to the patient named or identified

**COMPLETE HEALTH CHECKUP**

WITH EXTERNAL & INTERNAL QUALITY CONTROL

NOT VALID FOR MEDICO LEGAL PURPOSE



# Dr. AGARWAL'S PATHOLOGY LAB

Lab Equipped with fully automatic Haematology Cell Counter BC-3600  
Biochemistry Analyser, Mspa Ace, R.A. 50, Erbachem-7, Electrolyte Analyser, Mispaclog etc.

108-A, Pocket-1, Dilshad Garden, Delhi-95 | Email ID : dragplabb38@gmail.com  
Ph.: 011-45084619, 011-22572085 | 9871463492 | 9910260923

ISO 9001-2015 CERTIFIED



ISO  
10002-2018

Date	27/07/2022	Srl.No.	1
Name	B/O SHARDA	Age	6 Day * Sex M
Refd.By.	PERFECT TYAGI HOSP.	Sampling done at	PERFECT TYAGI HOSP.

## SEROLOGY

CRP (QUANTITATIVE)  
Immunoturbidimetry 3.31 mg/L 0-6

### INTERPRETATION :-

In normal healthy individuals, CRP levels generally do not exceed 10 mg/mL. CRP plays a role in host defence and tissue repair. There is a lag time of 6-10 hrs between stimulus and rise in serum levels, as compared to a lag time of 24-72 hrs, for other acute phase reactants.

NOT FOR OFFICIAL PURPOSES  
We have cross this document to prevent from misusing  
MISSION HOPP  
RIGHT RESERVE

Lab Technician

Dr. Sunita Agarwal  
MBBS, MD, (Path)

Facilities : All Hormones, Complete body Profile, FNAC, PAP Smear, Biopsy etc. Haematology, Microbiology, Serology, Immunology, Endocrinology, Etc. All result must be correlated clinically/pathologically, if any discrepancy, contact the lab immediately.  
Branch - Dilewara Clinic, E-15, Khajon Khos, Main Karawal Nagar Road, Delhi-110064 | Ph : 9810758012



It is presumed that the test performed on the specimen belong to the patient named or identified

COMPLETE HEALTH CHECKUP



# Dr. AGARWAL'S PATHOLOGY LAB

Lab Equipped with fully automatic Haematology Cell Counter BC-3600  
Biochemistry Analyser, Mispa Ace, R.A. 50, Erbachem-7, Electrolyte Analyser, Mispaclog etc.  
108-A, Pocket-1, Dilshad Garden, Delhi-95 | Email ID : dragpitabb36@gmail.com  
Ph.: 011-45084619, 011-22572085 | 9871463492 | 9910260923



ISO 9001-2015 CERTIFIED

Date 26/07/2022      Srl.No. 6  
Name B/O SHARDA      Age 11 Day      Sex M  
Refd.By. PERFECT TYAGI HOSP.      Sampling done at PERFECT TYAGI HOSP.

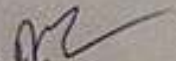
Test Name      Value      Unit      Normal Value


## HAEMATOLOGY

PLATELET COUNT      1.01      Lakh/cmm      1.50 - 4.00

**NOT FOR OFFICIAL PURPOSES**  
We have crossed this document to prevent from misuse



Lab Technician 

  
Dr. Sunita Agarwal  
MBBS, MD, (Path)

Facilities : All Hormones, Complete body Profile, FNAC, PAP, Smear, Biopsy etc. Haematology, Microbiology, Serology, Immunology, Endocrinology, Etc. All result must be correlated clinicpathologically, if any discrepancy, contact the lab immediately.  
Branch : Didwania Clinic, E-16, Khajoori Khas, Main Karawal Nagar Road, Delhi-110094 | Ph. : 9810758012  
It is presumed that the test performed on the specimen belong to the patient named or identified



**COMPLETE HEALTH CHECKUP**

WITH EXTERNAL & INTERNAL QUALITY CONTROL



# Dr. AGARWAL'S PATHOLOGY LAB

Lab Equipped with fully automatic Haematology Cell Counter BC-3000  
Biochemistry Analyser, Mipa Ace, R.A. 50, Erbachem-7, Electrolyte Analyser, Mispacog etc.

108-A, Pocket-1, Dilshad Garden, Delhi-95 | Email ID : draggplabb38@gmail.com  
Ph.: 011-45084019, 011-22572085 | 9871463492 | 9910260923

ISO 9001-2015 CERTIFIED



ISO  
19992 2015

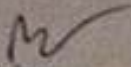
Date: 27/07/2022  
Name: B/O SHARDA  
Refd. By: PERFECT TYAGI HOSP.  
Srl.No.: 1  
Age: 6 Day  
Sex: M  
Sampling done at: PERFECT TYAGI HOSP.


Test Name	Value	Unit	Normal Value
-----------	-------	------	--------------

## BIOCHEMISTRY

CHLORIDE	106.00	mmol/L	98.0 - 108.0
----------	--------	--------	--------------

**NOT FOR OFFICIAL PURPOSES**  
We have crossed this document to prevent from misuse

  
Lab Technician

  
Dr. Sunita Agarwal  
MBBS, MD. (Path)

Facilities: All Hormones, Complete body Profile, FNAC, PAP smear, Biopsy etc. Haematology, Microbiology, Serology, Immunology, Endocrinology, Etc. All result must be correlated clinicopathologically. If any discrepancy, contact the lab immediately.

Branch: Dikwaria Clinic, E-18, Khajuri Khaz, Main Kirtiwar Nagar Road, Delhi-110084 | Ph.: 9810756012



It is presumed that the test performed on the specimen belong to the patient named or identified

**COMPLETE HEALTH CHECKUP**

WITH EXTERNAL & INTERNAL QUALITY CONTROL

NOT VALID FOR MEDICO LEGAL PURPOSES



दिल्ली नगर निगम

एक्स-रे विभाग

स्वामी दयानन्द अस्पताल

397990

7/8

25/11/22

रजिस्ट्रार का पंजीकरण संख्या

रोगी का नाम

MS/2

अवस्था

MB

लिंग

M

पता

Sharda

6/1


डॉक्टर का नाम

डॉक्टर का नाम

संक्षिप्त इतिहास

रिपोर्ट

(अपवाद के अलावा अन्य सभी स्थितियों में)



Handwritten signature

CSF - 0.7 ml, yellowish ting

CSF as seen by charged  
neubauer's chamber -

Many fresh & few crested RBCs  
seen. No nucleated cells  
noted.

**MISSION HOPP**  
**NOT FOR OFFICIAL PURPOSES**  
We have cross this document to  
prevent from misuse  
Alicia

पूर्वी दिल्ली नगर निगम  
एक्स-रे विभाग  
स्वामी दयानन्द अस्पताल

अस्पताल की पंजीकरण संख्या 397992 वार्ड :

तिथि : 23/7/22

रोगी का नाम B/o Sharda

आयु :

लिंग :

विकिसंक

द्वारा भेजा हुआ

जांच करने के लिए सही भाग

संक्षिप्त क्लिनिकल नोट तथा रोग अवधि

पिछली एक्स-रे जांच यदि कोई हुई हो और तिथि  
(कृपया इस फार्म के साथ पिछला स्कैनग्राम भेजिए)

के द्वारा भेजा हुआ



RA  
ABO  
GRP

NR

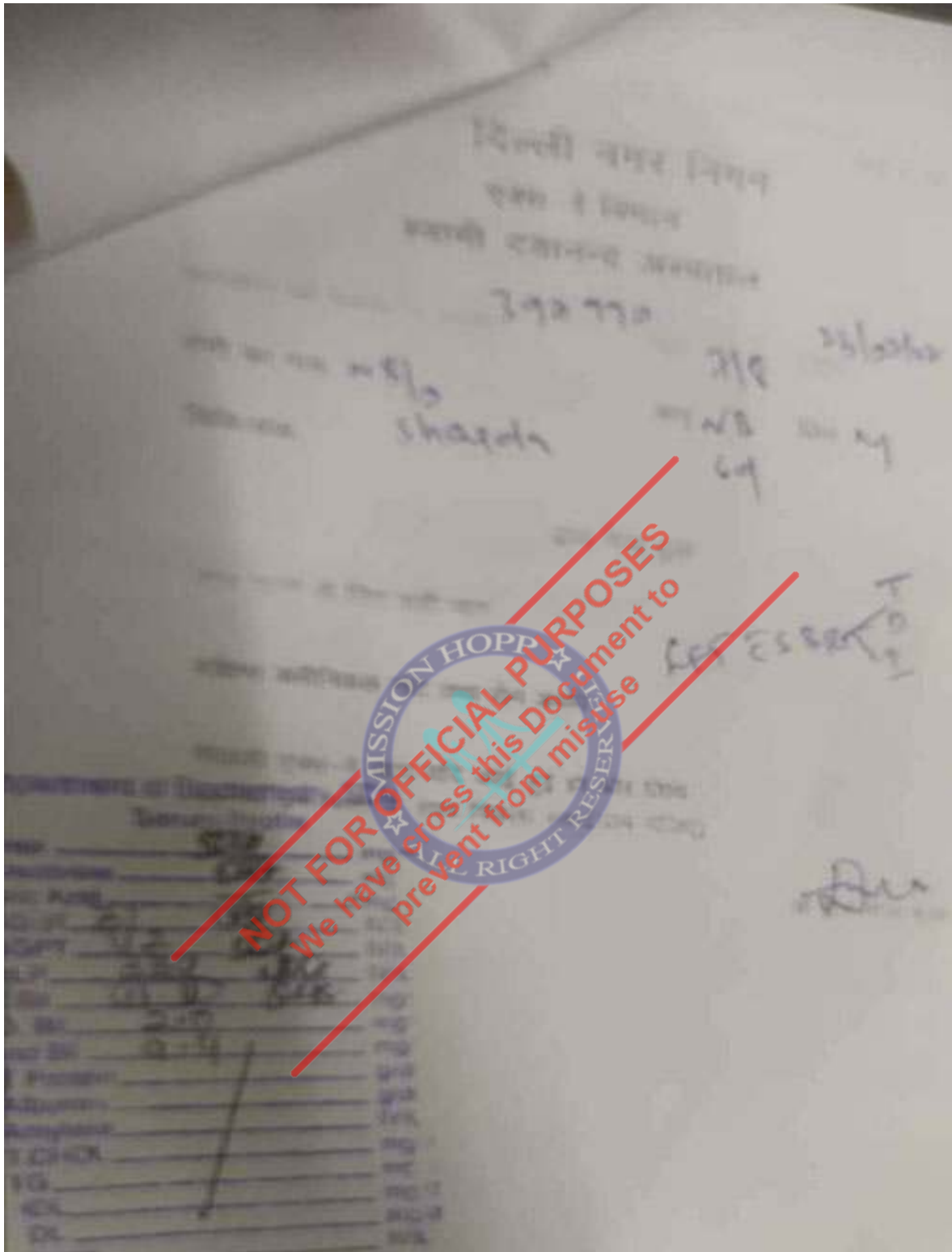
स्वास्थ्य अधिकारी के हस्ताक्षर



REDMI NOTE 7S  
AI DUAL CAMERA

RD → Nose blocked & yellowish





एक्स-रे विभाग  
स्वामी दयानन्द अस्पताल

अस्पताल की पंजीयन या संख्या 391998  
रोगी का नाम B/o Sharda  
विकिरणक Dr D'Sini

द्वारा भेजा हुआ

अध्यय के लिये किया जा रहा है

सम्बन्धित क्लिनिकल नोट तथा रोग अवधि

पिछली एक्स-रे जांच यदि कोई है तो  
कृपया इस प्रामाणिकता के साथ लिखें।

Emergency Lab SDN

Name

IP No.

Hb 16.3

TLC 6400

DLC:P 53

E 01

PLT 84

Tech. Sign

3rdly complete

be verified in online hours

use of any emergency

Kept & maintain

RD → Nose blocked & yellow

CBC  
index



REDMI NOTE 7S  
AI DUAL CAMERA

दिल्ली नगर निगम  
एक्स-रे विभाग  
स्वामी दयानन्द अस्पताल

अस्पताल की पंजाब नगर तरफ 392990 गी 23/6/22

रोगी का नाम Mr. Sharda आयु 7 लिंग M  
चिकित्सक NB G

द्वारा भेजा हुआ

यह कम्प्ले के लिए सही भाग

संक्षिप्त क्लीनिकल नोट तथा रोग अग्रचि

दिखली एक्स-रे जांच यदि कोई है तो आर प्रेषित  
(कृपया इस फार्म के साथ दिखली एक्स-रे का प्रेषित करें)

VIRALIS R

- HBeAg -
- HCV -
- VURL -
- RA -
- ASO -
- CRP - Negative

*[Signature]*  
के द्वारा भेजा हुआ

NOT FOR OFFICIAL PURPOSES  
We have digitized this document to prevent from misuse



दिल्ली नगर निगम  
एक्स-रे विभाग  
स्वामी दयानन्द अस्पताल

अस्पताल का पंजीकरण संख्या 3929972 2/8 23/2/2022  
रोगी का नाम NR/2 आयु NR लिंग M  
चिकित्सक Sharda 51

अपने नाम के लिए सही भाग

राक्षस क्लिनिकल नोट तथा रोगी अंक

पिछली एक्स-रे नोट यदि कोई है तो प्रारंभ लिखें  
(कृपया इस फॉर्म के साथ पिछली एक्स-रे नोट प्रेषित करें)

Department of Biochemistry SDNH  
Electrolyte Profile

Na+	145	meq/L
K+	4.2	meq/L
Cl	119	meq/L
Ca <sup>2+</sup>	8.2	meq/L

Signature of Doctor

कै. डॉ. राजा 2022

दिल्ली नगर निगम

एक्स-रे विभाग

स्वामी दयानन्द अस्पताल

397990

26/07/22

अस्पताल की पंजीयन संख्या

718

रोगी का नाम B/2 Sharanan आयु 8 व लिंग MCH

चिकित्सक

द्वारा रेखांकित

जांच करने के लिए सही भाग

संक्षिप्त क्लिनिकल नोट रोगी रोग अर्थात्

BC & indices

पिछली एक्स-रे जांच के लिए हस्त लि और तिथि

Emergency (असह्य स्थिति में केवल रात्रि में भेजिए)

Name \_\_\_\_\_

IP No. ~~71-4~~ \_\_\_\_\_

Hb ~~7400~~ 14.5

TLC ~~85~~ 7400

DLC: P 55 L 42

E 02 W 01

PLT 107 x 10<sup>9</sup>

Tech. Sign Hct. 45%

Kindly consult clinician if

be verified in routine hours if

case of any discrepancy.

*[Signature]*  
के द्वारा रेखांकित

दिल्ली नगर निगम  
एक्स-रे विभाग  
स्वामी दयानन्द अस्पताल

अस्पताल की पंजीकरण संख्या 397990 तारीख 23/3/22

रोगी का नाम B/O Sharda आयु 74 लिंग M

चिकित्सक Dr. A. Saini

जांच करने के लिए रोगी नाम

संक्षिप्त क्लिनिकल नोट दिया होगा अलग

पिछली एक्स-रे जांच यदि कोई हुई हो और विशिष्ट  
(दवाया इलाज का) के साथ पिछला रिकॉर्ड नाम में दिए।

RBS → 73  
[Signature]

[Signature]  
[Name]

Gf MPT - 44.0 mg/Li  
Sugar - 15.0 mg/Li

[Signature]